



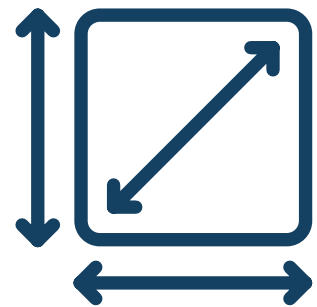
# PADEL-TENNIS LOCATION

Do you have a suitable  
location for us?

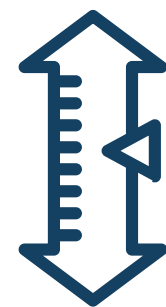
# SITE REQUIREMENTS

The padel boom is real, but the long-term success of a location depends entirely on its infrastructure.


Three decisive factors:



**Space**



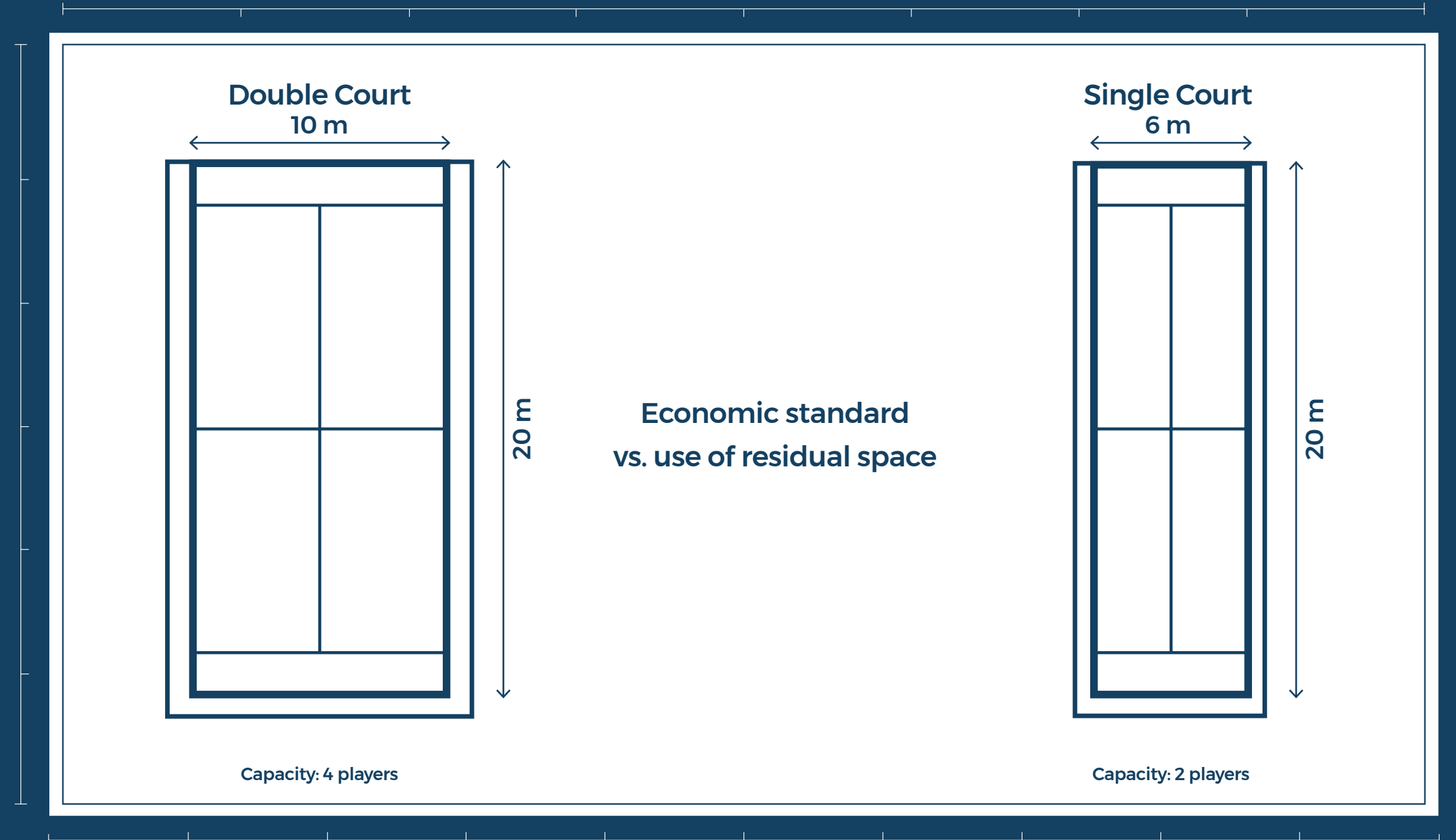
**Height**



**Infrastructure**



# COURT DIMENSIONS





# REAL SPACE REQUIREMENTS

approx. **220 m<sup>2</sup>**  
for Double Courts

approx. **140 m<sup>2</sup>**  
for Single Courts

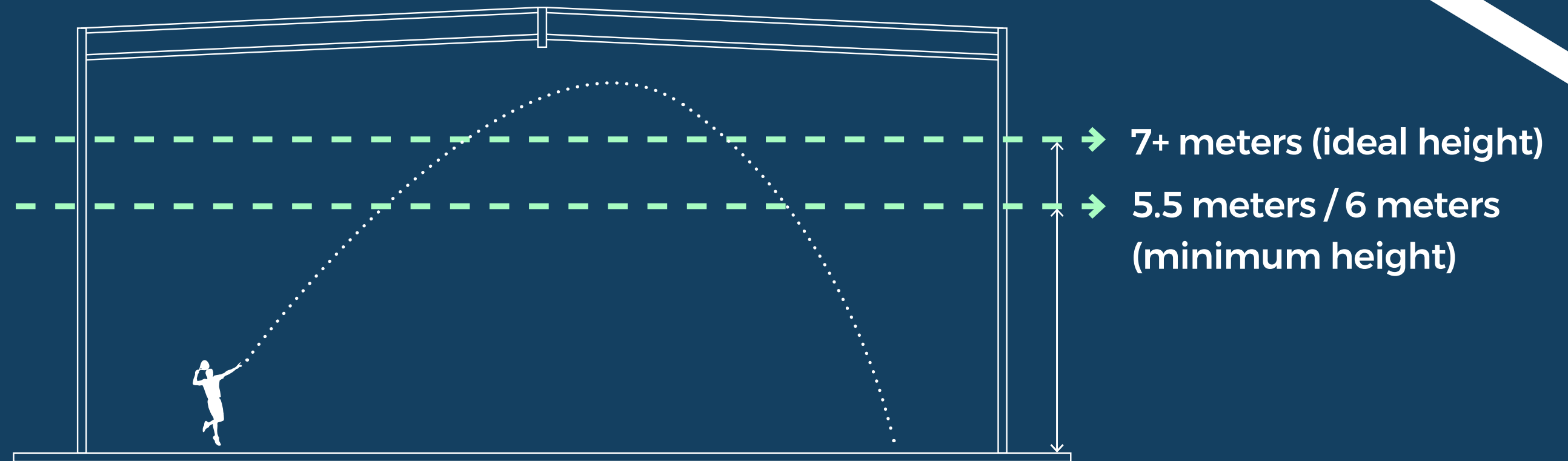
For assembly, an additional approx. 30 cm of space  
is required to mount the 4 steel beams.



Height



# THE VERTICAL DIMENSION



Minimum Height:

**5.5 meters / 6 meters**

(Single Court)


(Double court)

Regular play is not possible below these heights.

Ideal Height:

**7+ meters**

For optimal playing enjoyment and tournament suitability. The higher, the better the player's experience.



# INFRASTRUCTURE



## Sanitary Facilities

Restroom facilities must be available in the immediate vicinity or can structurally integrated.



## Parking

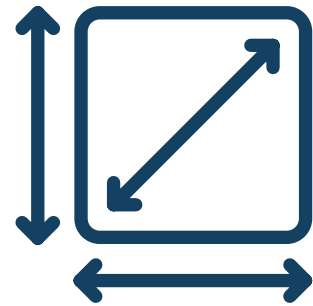
Dedicated parking spaces are an advantage. Low demand, peak usage from 5 pm to 11 pm and on weekends.



## Floor (Load Capacity)

Normal load-bearing capacity and a level floor.

# SUMMARY



## Space

Single Court:  
approx. 140 m<sup>2</sup>

Double Court:  
approx. 220 m<sup>2</sup>




## Height

Single Court:  
Minimum height of 5.5 m

Double Court:  
Minimum height of 6 m

Ideal 7 m and above



## Infrastructure

Restroom facilities in the immediate vicinity or structurally integrable.

Normal load-bearing capacity and level floor.

# OPERATING CONCEPT



**Even a location with just one court can be profitable!**

## **Opening Hours:**

Preferably from 06:00 to 24:00. Opening and access times can be programmed accordingly. Bookings are only possible during the times specified by us.

## **Hall Access:**

Access is provided via an NFC Code Touch system from Loxone. When making a booking, players receive a numeric code that allows them to open the hall door. The codes have different permission levels, are valid for a single use, and are time-restricted. They are created and managed directly within the app. When the door is opened with an authorized code, the alarm system is automatically deactivated. Every entry to the hall is logged and visually recorded. There is also the possibility to automate the court lighting.

## **Installation of single and double courts**

Each court consists of a modern glass-and-metal structure and an artificial-turf playing surface with a net in the middle. The courts are delivered as complete systems and assembled in a modular way.

## **Changing rooms, toilets and showers:**

The necessary sanitary facilities are ideally located inside the hall.

## **Court operations:**

Thanks to automated management via our booking app, no full-time staff are required on-site.



# DOES YOUR HALL MEET THESE CRITERIA?

Then your property is ready for  
transformation!

We look forward to hearing from you.

[flurin@padelwerk.ch](mailto:flurin@padelwerk.ch)

+41 79 614 70 73

[padelwerk.ch](https://www.padelwerk.ch)

